


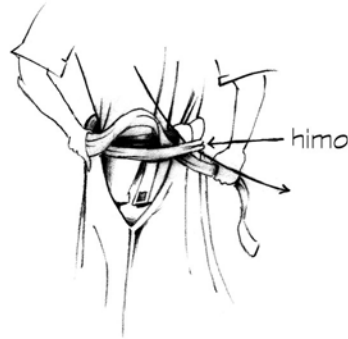
Hakama Tying Instructions



Hakama Tying Instructions



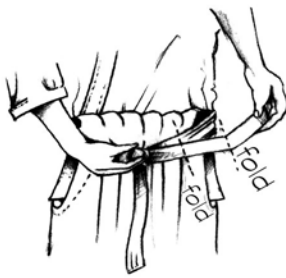
6a. - (traditional koshiita)
tie through himo and obi (belt)



6b. - (aiki koshiita)
tie through himo only

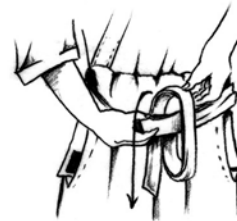


7.



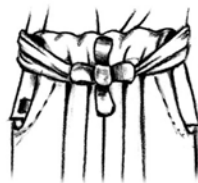
8.

fold one strap
into thirds and
center over knot



9.

hold folded strap
while you loop the
other around both
folded straps and knot
to secure them together



10.

to create the bow, take the rest,
double it, and tuck behind knot
so that some stays showing
on the bottom, and the
top sticks up